

ACEWAND™

The Safest RF Lipoplasty

© 2010-2018 ACEWAND™. All rights reserved

RF = Radio-Frequency

150 kHz - 4MHz

The ACEWAND™
procedure consists in the
intraoperative application of
customized monopolar RF
energy to achieve
postoperative skin
contraction.

The skin contraction effect starts immediately after the application of the monopolar RF energy. The maximum effect is achieved 6 months after surgery.

The ACEWAND™
procedure is indicated in
every case of primary
liposuction to minimize
postoperative skin flaccidity.

In most cases of mini-abdominoplasty, an ACEWAND™ procedure can be offered as an alternative to mini-abdominoplasty.

Contraindications:

Secondary liposuction, deep scarring, and any pathological condition in the proposed operative area

ACEWAND™

device



**Monopolar Radio-Frequency Antenna
with built-in RF conditioning circuitry**



The customized RF energy is delivered through the tip.

Do not use the
ACEWAND™ device for
pre-tunneling because the
ACEWAND™ is not a
sturdy metal cannula.

ACEWAND™ is a
high-tech dedicated device

ACEWAND™ technique



- 1) Preoperative marking
- 2) Perform a standard liposuction using metal cannulas as usual
- 3) Finally, use the Monopolar Radio-Frequency Antenna (ACEWAND™ device) for skin contraction

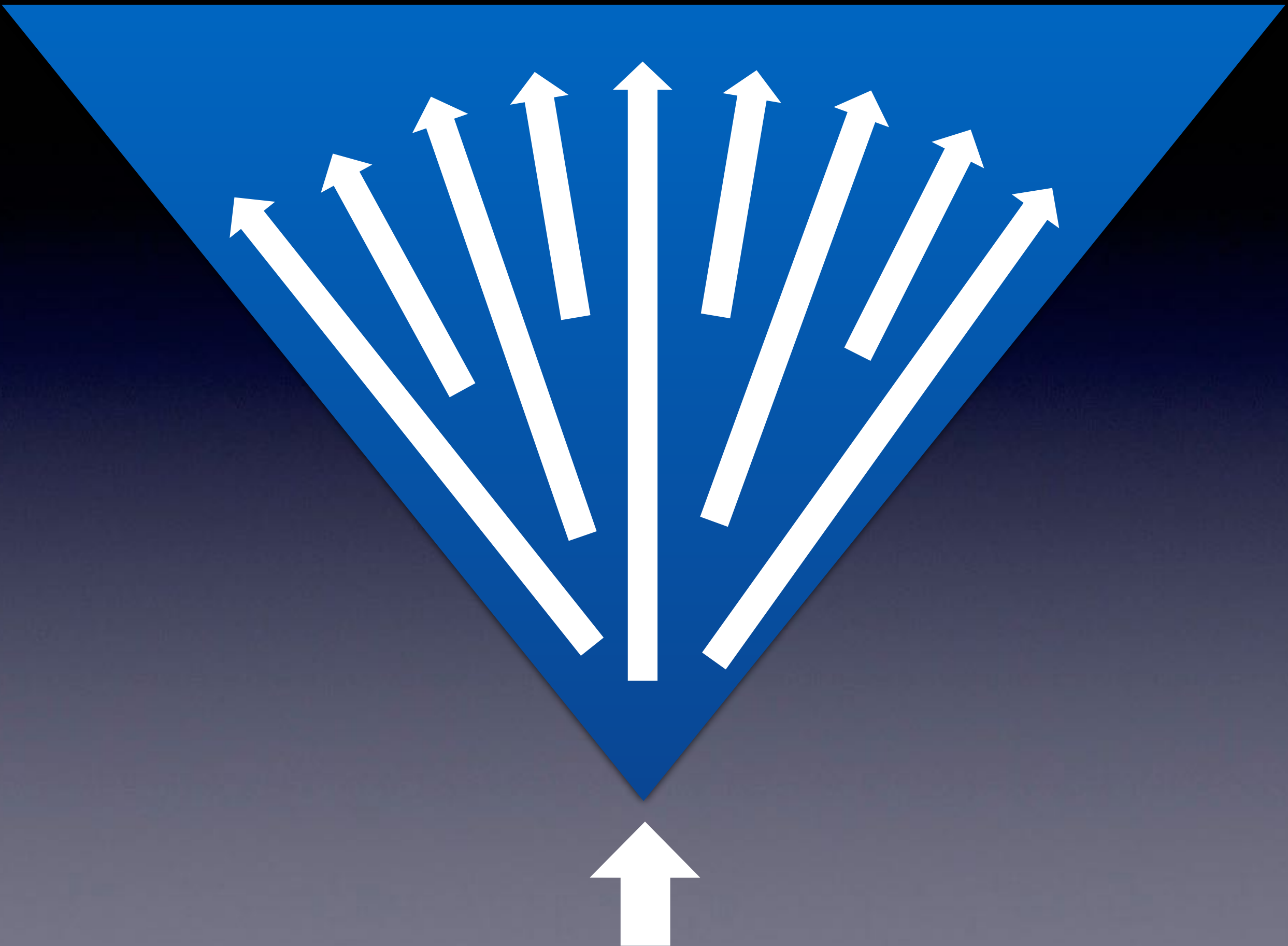
1) Preoperative marking:
sketch several 2 cm wide
tunnels in a peacock tail
pattern




2) Perform a standard liposuction as usual

Do not use the
ACEWAND™ device for
pre-tunneling because the
StarLipo device is not a
sturdy metal cannula.
ACEWAND™ device is a
high-tech dedicated device










Once the liposuction
is completed, we can
proceed to the RF
application

3) Use the Monopolar Radio-Frequency Antenna
(ACEWANDTM device)

Connections




Set the
electrosurgical
unit at 30 watts
output,
coagulation



Double-check
the Patient
Return
Electrode is
firmly attached







Radio-frequency energy application

1) Insert the
ACEWAND™
through the liposuction
incision







2) Press the electrosurgical unit (ESU) foot-switch (COAG mode) and slowly withdraw the ACEWAND™ at a speed of 2 cm per second













3) Release the ESU switch
before removing the
ACEWAND™ through
the liposuction incision



4) Repeat this sequence for the entire area. Single pass by tunnel.



The skin contraction effect starts immediately after the application of the monopolar RF energy. The maximum effect is achieved 6 months after surgery.

The skin contraction effect
can be seen intraoperatively.

For comparison, the
ACEWAND™ procedure
is completed at one side



ACEWANDTM

No skin burns

Precise RF dose

Small, lightweight

Zero maintenance

Extremely easy-to-use

ACEWAND™

Reliable skin contraction

Compatible

No learning curve

Savings in OR expenses

Miniaturization technology

ACEWAND™ is a
high-tech device, and should
be handle with care
accordingly.

Do not use the
ACEWAND™ device if
either the electrical insulator
or the cable are damaged.

ACEWAND™

The Safest RF Lipoplasty

© 2010-2018 ACEWAND™. All rights reserved